



ಬೃಹತ್ ಬೆಂಗಳೂರು ಮಹಾನಗರ ಪಾಲಿಕೆ
Bruhat Bengaluru Mahanagara Palike



BBMP COVID-19 WAR ROOM 02.10.2022



OVERVIEW OF COVID-19 IN BENGALURU



CASE TRENDS

ACTIVE CASES **2,275**

Confirmed Cases

8

18,72,092 #

Recovered Cases

0

18,52,830 #

Death Cases

0

16,987 #



HOSPITALIZATION

26

ICU – V

1

ICU

6

HDU

1

General

18

INCLUDES GOVT. QUOTA AND PRIVATE WALK-IN HOSPITALIZATION



VACCINATION

1,672

2,04,56,948 #

First Dose

147

96,74,509 #

Second Dose

758

94,71,682 #

Precaution Dose

767

13,10,757 #



TESTING

3,371

3,18,87,141 #

RAT

411

RTPCR

2,960

Positivity : **1.13%**

*FOR LAST 7 DAYS



TRIAGING

MTU

1

Tele Triage

6



ACTIVE CLUSTERS

0

Budding Clusters (<5 Cases)

0

Clusters (> 5 cases)

0

: indicates cumulative numbers till date



ABSTRACT OF COVID-19 SCENARIO IN BENGALURU



	MALE			FEMALE			TRANSGENDER			TOTAL		
	Last 24 Hours	Last 7 Days	Cumulative	Last 24 Hours	Last 7 Days	Cumulative	Last 24 Hours	Last 7 Days	Cumulative	Last 24 Hours	Last 7 Days	Cumulative
Positive Cases	5	466	11,03,352	3	346	7,67,848	0	0	196	8	812	18,72,092
Recovered Cases	0	425	10,91,077	0	388	7,61,659	0	0	187	0	813	18,52,830
Death Cases	0	0	10,759	0	0	6,224	0	0	4	0	0	16,987
Total Tests Done	In Last 24 hrs. : 3,371			In last 7 days : 72,156			Cumulative : 3,18,87,141					
Vaccine Doses Administered	In Last 24 hrs. : 1,672			In last 7 days : 12,959			Cumulative : 2,04,56,948					
ACTIVE CASES									2,275			

*Covid deaths occurred today : 00 | Covid deaths occurred beyond last 24hrs., reported today : 00

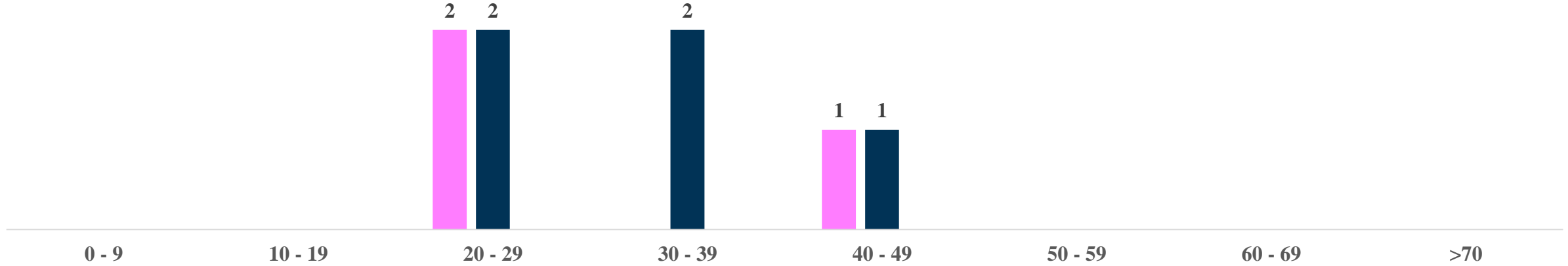


LAST 24 HOURS AGE GROUP AND GENDER WISE DISTRIBUTION



Positive Cases : 08

Female Male Transgender



Recovered Cases : 0

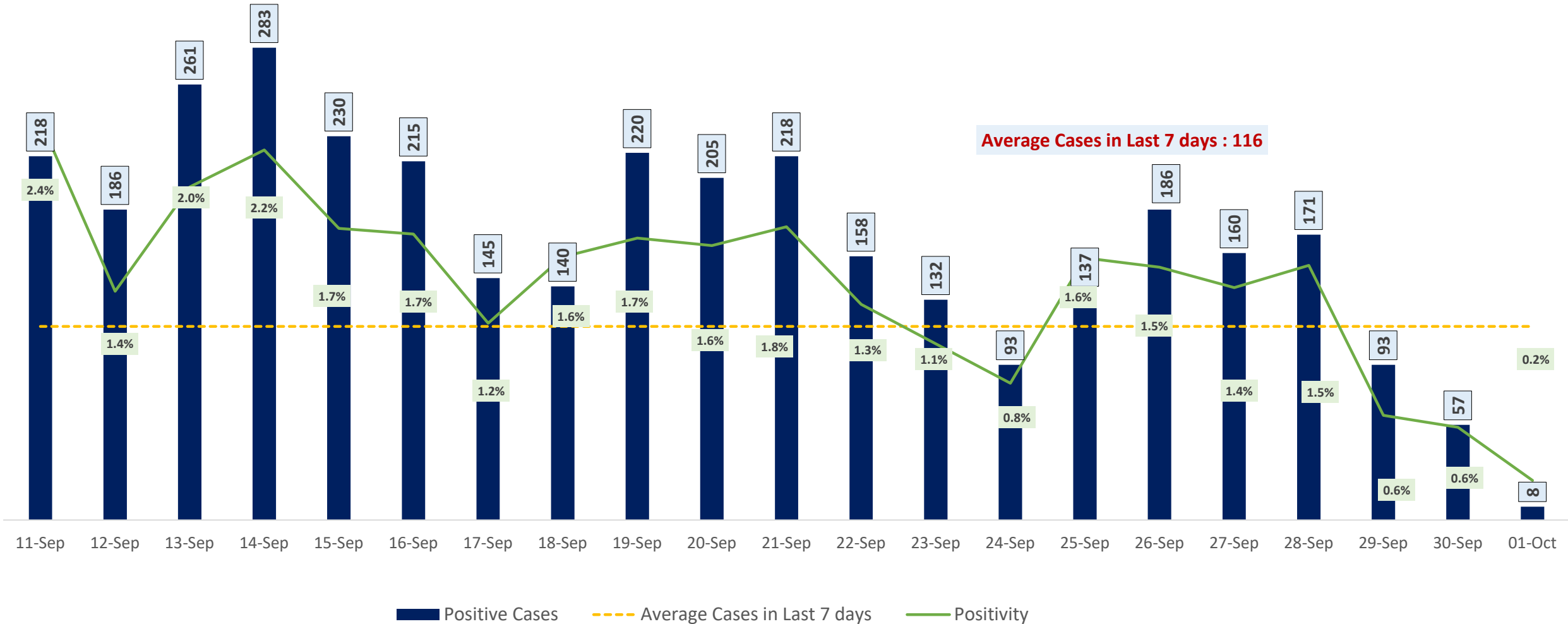
0 - 9 10 - 19 20 - 29 30 - 39 40 - 49 50 - 59 60 - 69 >70

Death Cases : 0

0 to 9 10 to 19 20 to 29 30 to 39 40 to 49 50 to 59 60 to 69 >=70



POSITIVITY RATE OF BENGALURU – LAST 21 DAYS

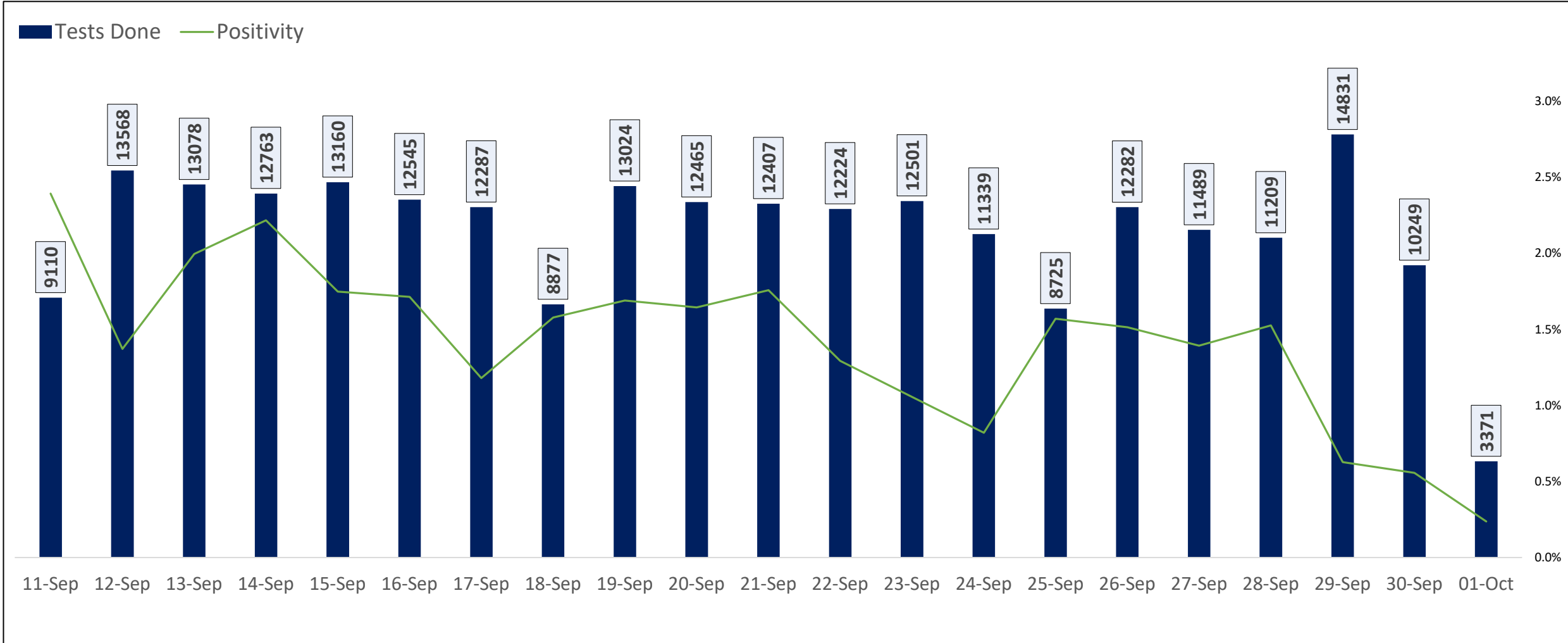




TESTING TRENDS IN BENGALURU

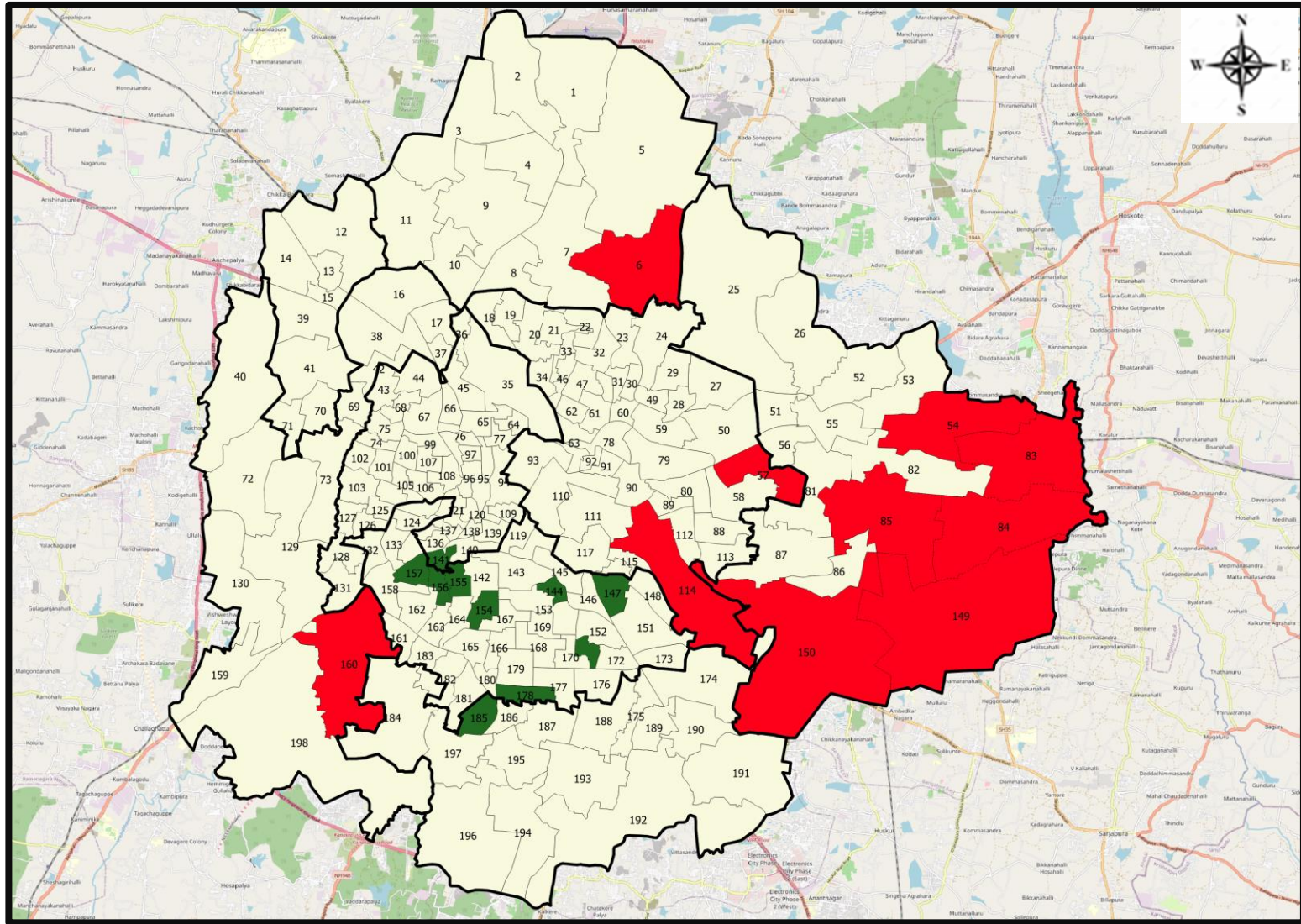


Total Test Conducted Till Date	Test Conducted Last 24 hours	Last 7 Days Average
3,18,87,141	3,371	10,308





BENGALURU URBAN MAP SHOWING TREND OF POSITIVE CASES IN LAST 7 DAYS



Top 10 wards reporting highest number of positive cases in last 7 days

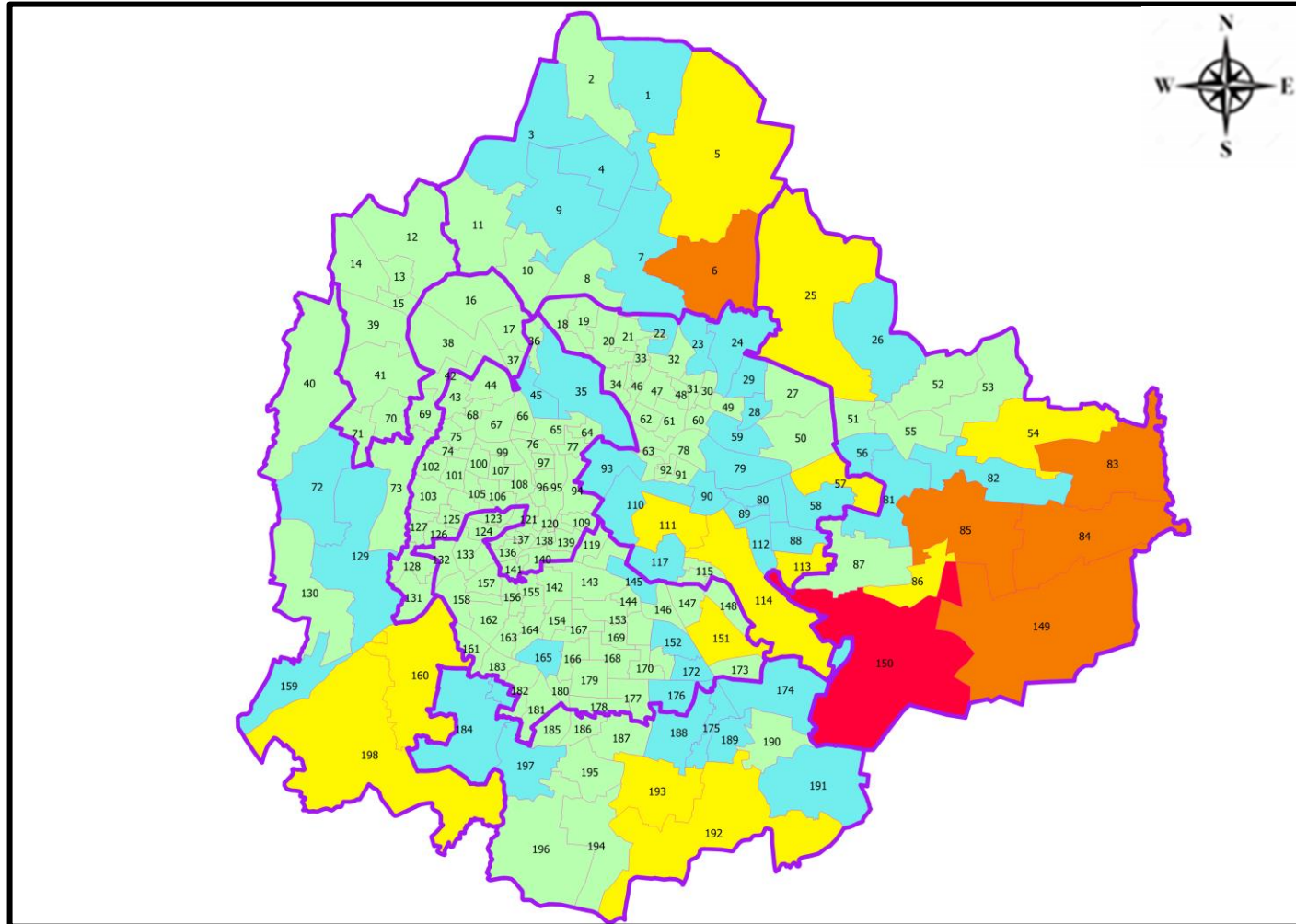
Ward No.	Ward Name	Daily Cases Average
150	Bellanduru	9
85	Dodda Nekkundi	6
174	HSR Layout	3
149	Varthuru	3
83	Kadugodi	3
54	Hudi	3
160	Rajarajeshwari Nagar	3
6	Thanisandra	2
198	Hemmigeputra	2
58	New Tippasandra	2







Top 10 wards reporting least number of positive cases in last 7 days

Ward No.	Ward Name	Daily Cases Average
185	Yelchenahalli	0
182	Padmanabha Nagar	0
178	Sarakki	0
171	Gurappanapalya	0
161	Hosakerehalli	0
158	Deepanjali Nagara	0
157	Gali Anjaneya Temple	0
156	Srinagara	0
155	Hanumanth Nagar	0
154	Basavanagudi	0



BENGALURU MAP SHOWING INTENSITY OF POSITIVE CASES IN LAST 7 DAYS



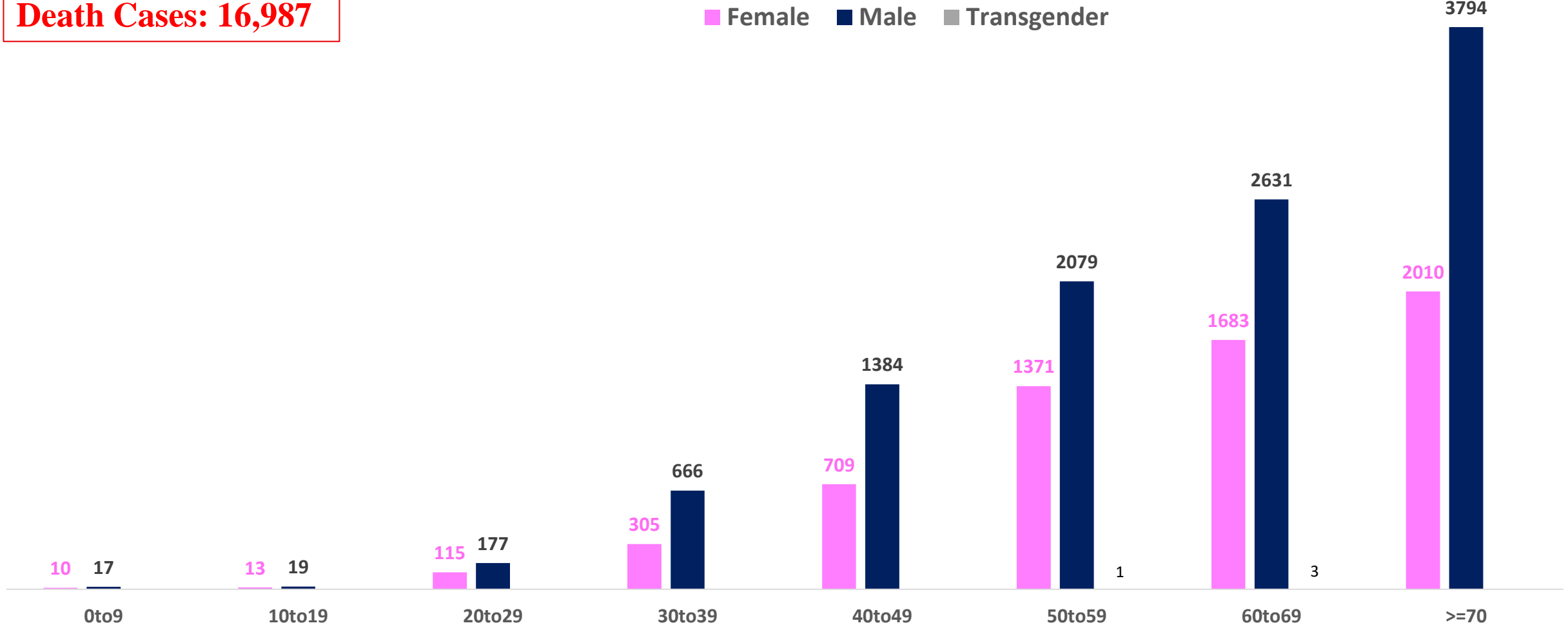
-  **Level 1 : 0 to 5 Cases**
-  **Level 2 : 5 to 15 Cases**
-  **Level 3 : 15 to 25 Cases**
-  **Level 4 : 25 to 50 Cases**
-  **Level 5 : More than 50 Cases**
-  **Zone Boundaries**



AGE AND GENDER WISE DISTRIBUTION OF DEATH CASES



Death Cases: 16,987





COVID-19 SCENARIO IN BENGALURU AND OTHER METROPOLITAN CITIES



CITY NAME	Positive Cases	Active Cases	Recovered	Deceased	Vaccine Doses Administered
New Delhi	20,03,369	389	19,76,478	26,502	3,72,39,600
Bengaluru*	18,72,092	2,275	18,52,830	16,987	2,37,42,037
Mumbai	11,49,326	697	11,28,898	19,731	2,21,15,771
Chennai	7,90,497	2,375	7,79,052	9,070	1,13,60,902

Source : <https://dashboard.cowin.gov.in/> at 4:55pm (02.10.2022)
Source : <https://www.covid19bharat.org/> at 4:55pm(02.10.2022)

*includes BBMP & Bengaluru Urban



SNAPSHOT OF COVID-19 CASES IN BENGALURU URBAN



**Total Wards With
< =10 Cases* :
170**

**Tests Conducted
on 01.10.2022:
3,371**

**Recovery
Rate*:
98.97%**

**Total
Active Cases :
2,275**

**Total Vaccinated
on 01.10.2022:
1,672**





**Positivity
Rate* :
1.13%**

**Active
Rate*:
0.12%**

**Case
Fatality Rate* :
0.00%**

*Total positive cases In the past 7 days

*CFR and positivity is for Past 7 days

Download BBMP Bulletin	https://apps.bbmpgov.in/covid19/mediabulletin.php
To register for vaccination :	https://selfregistration.cowin.gov.in/
BBMP COVID19 Dashboard:	https://apps.bbmpgov.in/covid19/
Follow us on:	 www.facebook.com/bbmp.comm1/
	 twitter.com/BBMPCOMM
	  BBMPSplHealth



75
ಭಾರತದ
ಸ್ವಾತಂತ್ರ್ಯೋತ್ಸವ

ಆರೋಗ್ಯ ಮತ್ತು ಕುಟುಂಬ ಕಲ್ಯಾಣ ಇಲಾಖೆ

ಇನ್ನು ಕೆಲವು ಸಮಯ
ಕೋವಿಡ್ ವಿರುದ್ಧದ
ನಮ್ಮ ಹೋರಾಟ
ಮುಂದುವರಿಸೋಣ.

- ಮಾಸ್ಕ್ ಧರಿಸಿ
- ದೈಹಿಕ ಅಂತರ ಪಾಲಿಸಿ
- ಕೈಗಳ ಸ್ವಚ್ಛತೆ ಕಾಪಾಡಿಕೊಳ್ಳಿ
- ಗುಂಪು ಸೇರುವುದನ್ನು ತಪ್ಪಿಸಿ
- ಸ್ವಯಂಪ್ರೇರಿತವಾಗಿ
ಲಸಿಕೆ ಪಡೆಯಿರಿ

ಕೋವಿಡ್-19 ಮುನ್ನೆಚ್ಚರಿಕೆ ಕ್ರಮಗಳನ್ನು ಪಾಲಿಸಿ. ಇದು ನಮ್ಮೆಲ್ಲರ ಐವಾಬ್ದಾರಿ.

ಹೆಚ್ಚಿನ ಮಾಹಿತಿಗಾಗಿ 24X7 ಉಚಿತ ಆರೋಗ್ಯ ಸಹಾಯವಾಣಿ 104 ಕ್ಕೆ ಕರೆ ಮಾಡಿ

Issued by:

Honorable Chief Commissioner, BBMP
Special Commissioner Health & IT, BBMP
MD, Bengaluru Smart City Limited

THANK YOU !

